



Ergonomics

Effective Date December, 2018

Contains Sit to Stand & Ergonomics Products

Contract # 07-57

Contract Period: April 1st, 2019 - March 31st, 2022

Current to supplement number: 0

Business size: Small

For more information on ordering please contact our Government Team at govteam@inscapesolutions.com

On-line access to contract ordering information, terms and conditions, and up-to-date pricing at <https://myinscape.com/government>

Inscape Inc.

221 Lister Avenue

Falconer NY 14733

Telephone: 905 836-7676

Email: GovTeam@inscapesolutions.com

www.inscapesolutions.com/products/government

Ergonomics

US Price List

December 2018



inscape

work for tomorrow

Contents

Ergonomics

| | |
|--|-----------|
| Freestanding Electric Height Adjustable Tables | 3 |
| + 2 Stage Base | 3 |
| + 2 Stage Base Only | 5 |
| + 3 Stage Base | 7 |
| + 3 Stage Base Only | 9 |
| Freestanding Fixed Height Tables | 11 |
| Freestanding Pneumatic Height Adjustable Tables | 12 |
| Monitor Arms | 13 |
| Keyboard Platforms | 14 |
| Task Lighting | 15 |

Conditions of Sale

Refer to the [Conditions of Sale](#) document on inscapesolutions.com.

- This freestanding electric height adjustable table has a lift capacity of 200lbs (includes worksurface)
- Includes a choice of either the basic control switch or basic paddle control switch
- Optional programmable control switch with display or programmable paddle control switch with display (upcharge)
- **When using the height adjustable tables where storage is located below, the digital handset is required in order to program lowest to not interfere with storage**
- Height range is 28" to 48"; a total range of 20"
- Two stage base comes in black (335-Kettle Black), white (336-White Velvet) and gray (334-Steel Wool)
- Worksurface sizes are nominal. Surfaces are 1" less in the depth and 2" less in the width to provide gap between worksurface and panel to avoid pinch points
- Product codes include base and worksurface
- Stretcher bars are included
- When manually specifying worksurface in laminate, add suffix "-S" to the code
- 1 1/4" thick worksurfaces only

PROGRAMMABLE CONTROL SWITCH

For optional programmable control switch with display or programmable paddle control switch with display, add +\$70 to list price.


NOTES


In order to get a total cost on products when upcharges are present take the list price of the product number and add the upcharge cost shown to the list price. For example:


Product INLAKE2S2442 in Nuform Woodgrain would be \$1938 +\$36


Product INLAKE2S2442 in Grade 1 Laminate would be \$1938 +\$108

These tables receive a Systems discount

| Description | Part number | Width | Depth | Laminate/ Nuform solid | Nuform woodgrain | Tapered edge | Grade 1 laminate |
|---|--------------|-------|-------|---------------------------|---------------------|--------------|---------------------|
|  24"D Height Adjustable Table with 2 stage base | INLAKE2S2442 | 42" | 24" | \$1938 | +\$36 | +\$18 | +\$108 |
| | INLAKE2S2448 | 48" | 24" | \$1987 | +\$41 | +\$20 | +\$124 |
| | INLAKE2S2454 | 54" | 24" | \$2035 | +\$47 | +\$25 | +\$144 |
| | INLAKE2S2460 | 60" | 24" | \$2082 | +\$50 | +\$27 | +\$154 |
| | INLAKE2S2466 | 66" | 24" | \$2130 | +\$54 | +\$29 | +\$166 |
| | INLAKE2S2472 | 72" | 24" | \$2180 | +\$60 | +\$30 | +\$186 |

| | | | | | | | |
|--|--------------|-----|-----|--------|-------|-------|--------|
|  30"D Height Adjustable Table with 2 stage base | INLAKE2S3042 | 42" | 30" | \$2023 | +\$45 | +\$24 | +\$136 |
| | INLAKE2S3048 | 48" | 30" | \$2082 | +\$50 | +\$27 | +\$154 |
| | INLAKE2S3054 | 54" | 30" | \$2142 | +\$56 | +\$28 | +\$173 |
| | INLAKE2S3060 | 60" | 30" | \$2205 | +\$62 | +\$31 | +\$192 |
| | INLAKE2S3066 | 66" | 30" | \$2246 | +\$66 | +\$34 | +\$204 |
| | INLAKE2S3072 | 72" | 30" | \$2324 | +\$75 | +\$36 | +\$228 |

| | | | | | | | |
|--|---------------|-----|-----|--------|-------|-------|--------|
|  24"D 90° Height Adjustable Table with 2 stage base | IN90L24860-22 | 48" | 60" | \$3190 | +\$79 | +\$40 | +\$240 |
| | IN90L24872-22 | 48" | 72" | \$3345 | +\$96 | +\$41 | +\$296 |
| | IN90L26048-22 | 60" | 48" | \$3190 | +\$79 | +\$40 | +\$240 |
| | IN90L27248-22 | 72" | 48" | \$3345 | +\$96 | +\$41 | +\$296 |

| | | | | | | | |
|--|---------------|-----|-----|--------|-------|-------|--------|
|  30"D 90° Height Adjustable Table with 2 stage base | IN90L24860-33 | 48" | 60" | \$3190 | +\$93 | +\$46 | +\$286 |
| | IN90L24872-33 | 48" | 72" | \$3345 | +\$97 | +\$50 | +\$299 |
| | IN90L26048-33 | 60" | 48" | \$3190 | +\$93 | +\$46 | +\$286 |
| | IN90L27248-33 | 72" | 48" | \$3345 | +\$97 | +\$50 | +\$299 |

Ergonomics

Freestanding Electric Height Adjustable Tables

2 Stage Base

- This freestanding electric height adjustable table has a lift capacity of 200lbs (includes worksurface)
- Includes a choice of either the basic control switch or basic paddle control switch
- Optional programmable control switch with display or programmable paddle control switch with display (upcharge)
- **When using the height adjustable tables where storage is located below, the digital handset is required in order to program lowest to not interfere with storage**
- Height range is 28" to 48"; a total range of 20"
- Two stage base comes in black (335-Kettle Black), white (336-White Velvet) and gray (334-Steel Wool)
- Worksurface sizes are nominal. Surfaces are 1" less in the depth and 2" less in the width to provide gap between worksurface and panel to avoid pinch points
- Product codes include base and worksurface
- Stretcher bars are included
- When manually specifying worksurface in laminate, add suffix "-S" to the code
- 1 ¼" thick worksurfaces only
- Battery Pack and Bluetooth add-on are only compatible with the 2 and 3 Stage Base Freestanding Electric Height Adjustable Tables

PROGRAMMABLE CONTROL SWITCH

For optional programmable control switch with display or programmable paddle control switch with display, add +\$70 to list price.

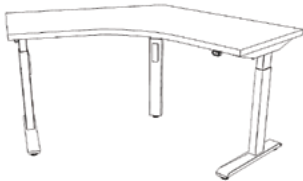
NOTES


In order to get a total cost on products when upcharges are present take the list price of the product number and add the upcharge cost shown to the list price. For example:

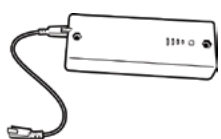
Product IN120L242-22 in Nuform Woodgrain would be \$3093 +\$67


Product IN120L242-22 in Grade 1 Laminate would be \$3093 +\$208

These tables receive a Systems discount

| Description | Part number | Width | Depth | Laminate/ Nuform solid | Nuform woodgrain | Tapered edge | Grade 1 laminate |
|--|---------------------|-------|-------|---------------------------|---------------------|--------------|---------------------|
|  24"D 120° Height Adjustable Table with 2 stage base | IN120L242-22 | 42" | 42" | \$3093 | +\$67 | +\$36 | +\$208 |
| | IN120L248-22 | 48" | 48" | \$3243 | +\$84 | +\$42 | +\$257 |

| | | | | | | | |
|---|---------------------|-----|-----|--------|-------|-------|--------|
|  30"D 120° Height Adjustable Table with 2 stage base | IN120L242-33 | 42" | 42" | \$3126 | +\$72 | +\$36 | +\$218 |
| | IN120L248-33 | 48" | 48" | \$3271 | +\$85 | +\$43 | +\$259 |

| Description | Part number | Width | Depth | List/base |
|---|--------------------|-------|-------|-----------|
|  Electric Height Adjustable Table Battery Pack | INLAKBATTPK | 8 ¼" | 3" | \$598 |

| | | | | |
|---|--------------------|-------|----|------|
|  Electric Height Adjustable Table Bluetooth Add-on | INLAKBTOOTH | 2.36" | ½" | \$93 |
|---|--------------------|-------|----|------|

Ergonomics

Freestanding Electric Height Adjustable Tables





2 Stage Base Only

- This freestanding electric height adjustable table has a lift capacity of 200lbs (includes worksurface)
- Includes a choice of either the basic control switch or basic paddle control switch
- Optional programmable control switch with display or programmable paddle control switch with display (upcharge)
- **When using the height adjustable tables where storage is located below, the digital handset is required in order to program lowest to not interfere with storage**
- Height range is 28" to 48"; a total range of 20"
- Two stage base comes in black (335-Kettle Black), white (336-White Velvet) and gray (334-Steel Wool)
- Stretcher bars are included

PROGRAMMABLE CONTROL SWITCH

For optional programmable control switch with display or programmable paddle control switch with display, add +\$70 to list price.

These tables receive a Systems discount

| Description | Part number | Width | Depth | List/base |
|---|-----------------|-------|-------|-----------|
|  <p>2 Stage Height Adjustable Base Only For 24" D rectangular surfaces</p> | INLAKE2BASE2442 | 42" | 24" | \$1749 |
| | INLAKE2BASE2448 | 48" | 24" | \$1749 |
| | INLAKE2BASE2454 | 54" | 24" | \$1749 |
| | INLAKE2BASE2460 | 60" | 24" | \$1749 |
| | INLAKE2BASE2466 | 66" | 24" | \$1749 |
| | INLAKE2BASE2472 | 72" | 24" | \$1749 |
|  <p>2 Stage Height Adjustable Base Only For 30" D rectangular surfaces</p> | INLAKE2BASE3042 | 42" | 30" | \$1749 |
| | INLAKE2BASE3048 | 48" | 30" | \$1749 |
| | INLAKE2BASE3054 | 54" | 30" | \$1749 |
| | INLAKE2BASE3060 | 60" | 30" | \$1749 |
| | INLAKE2BASE3066 | 66" | 30" | \$1749 |
| | INLAKE2BASE3072 | 72" | 30" | \$1749 |
|  <p>2 Stage 90° Height Adjustable Base Only For 24" D surfaces</p> | IN90L2BS4860-22 | 48" | 60" | \$2641 |
| | IN90L2BS4872-22 | 48" | 72" | \$2641 |
| | IN90L2BS6048-22 | 60" | 48" | \$2641 |
| | IN90L2BS7248-22 | 72" | 48" | \$2641 |
|  <p>2 Stage 90° Height Adjustable Base Only For 30" D surfaces</p> | IN90L2BS4860-33 | 48" | 60" | \$2641 |
| | IN90L2BS4872-33 | 48" | 72" | \$2641 |
| | IN90L2BS6048-33 | 60" | 48" | \$2641 |
| | IN90L2BS7248-33 | 72" | 48" | \$2641 |

Ergonomics

Freestanding Electric Height Adjustable Tables


2 Stage Base Only

- This freestanding electric height adjustable table has a lift capacity of 200lbs (includes worksurface)
- Includes a choice of either the basic control switch or basic paddle control switch
- Optional programmable control switch with display or programmable paddle control switch with display (upcharge)
- **When using the height adjustable tables where storage is located below, the digital handset is required in order to program lowest to not interfere with storage**
- Height range is 28" to 48"; a total range of 20"
- Two stage base comes in black (335-Kettle Black), white (336-White Velvet) and gray (334-Steel Wool)
- Stretcher bars are included
- Battery Pack and Bluetooth add-on are only compatible with the 2 and 3 Stage Base Freestanding Electric Height Adjustable Tables


PROGRAMMABLE CONTROL SWITCH

For optional programmable control switch with display or programmable paddle control switch with display, add +\$70 to list price.

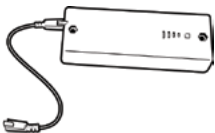
These tables receive a Systems discount


| Description | Part number | Width | Depth | List/base |
|---|------------------------|-------|-------|-----------|
|  | IN120LK2BS42-22 | 42" | 42" | \$2641 |
| | IN120LK2BS48-22 | 48" | 48" | \$2641 |

2 Stage 120° Height Adjustable Base Only
For 24"D surfaces

| | | | | |
|---|------------------------|-----|-----|--------|
|  | IN120LK2BS42-33 | 42" | 42" | \$2641 |
| | IN120LK2BS48-33 | 48" | 48" | \$2641 |

2 Stage 120° Height Adjustable Base Only
For 30"D surfaces

| Description | Part number | Width | Depth | List/base |
|--|--------------------|-------|-------|-----------|
|  <p>Electric Height Adjustable Table Battery Pack</p> | INLAKBATTPK | 8 ¼" | 3" | \$598 |

| | | | | |
|--|--------------------|-------|----|------|
|  <p>Electric Height Adjustable Table Bluetooth Add-on</p> | INLAKBTOOTH | 2.36" | ½" | \$93 |
|--|--------------------|-------|----|------|

Ergonomics

Freestanding Electric Height Adjustable Tables

3 Stage Base

- This freestanding electric height adjustable table has a lift capacity of 220lbs (includes worksurface)
- Includes a choice of either the basic control switch or basic paddle control switch
- Optional programmable control switch with display or programmable paddle control switch with display (upcharge)
- **When using the height adjustable tables where storage is located below, the digital handset is required in order to program lowest to not interfere with storage**
- Height range is 22.2" to 49.3"; a total range of 27.1"
- Three stage base comes in black (335-Kettle Black), white (336-White Velvet) and gray (334-Steel Wool)
- Worksurface sizes are nominal. Surfaces are 1" less in the depth and 2" less in the width to provide gap between worksurface and panel to avoid pinch points
- Product codes include base and worksurface
- Stretcher bars are included
- When manually specifying worksurface in laminate, add suffix "-S" to the code
- 1 ¼" thick worksurfaces only

PROGRAMMABLE CONTROL SWITCH

For optional programmable control switch with display or programmable paddle control switch with display, add +\$70 to list price.


NOTES


In order to get a total cost on products when upcharges are present take the list price of the product number and add the upcharge cost shown to the list price. For example:


Product INLAKE3S2442 in Nuform Woodgrain would be \$2055 +\$36


Product INLAKE3S2442 in Grade 1 Laminate would be \$2055 +\$108

These tables receive a Systems discount

| Description | Part number | Width | Depth | Laminate/ Nuform solid | Nuform woodgrain | Tapered edge | Grade 1 laminate |
|---|--------------|-------|-------|---------------------------|---------------------|--------------|---------------------|
|  24"D Height Adjustable Table with 3 stage base | INLAKE3S2442 | 42" | 24" | \$2055 | +\$36 | +\$18 | +\$108 |
| | INLAKE3S2448 | 48" | 24" | \$2105 | +\$41 | +\$20 | +\$124 |
| | INLAKE3S2454 | 54" | 24" | \$2151 | +\$47 | +\$25 | +\$144 |
| | INLAKE3S2460 | 60" | 24" | \$2200 | +\$50 | +\$27 | +\$154 |
| | INLAKE3S2466 | 66" | 24" | \$2247 | +\$54 | +\$29 | +\$166 |
| | INLAKE3S2472 | 72" | 24" | \$2296 | +\$60 | +\$30 | +\$186 |

| | | | | | | | |
|--|--------------|-----|-----|--------|-------|-------|--------|
|  30"D Height Adjustable Table with 3 stage base | INLAKE3S3042 | 42" | 30" | \$2140 | +\$45 | +\$24 | +\$136 |
| | INLAKE3S3048 | 48" | 30" | \$2200 | +\$50 | +\$27 | +\$154 |
| | INLAKE3S3054 | 54" | 30" | \$2259 | +\$56 | +\$28 | +\$173 |
| | INLAKE3S3060 | 60" | 30" | \$2322 | +\$62 | +\$31 | +\$192 |
| | INLAKE3S3066 | 66" | 30" | \$2362 | +\$66 | +\$34 | +\$204 |
| | INLAKE3S3072 | 72" | 30" | \$2442 | +\$75 | +\$36 | +\$228 |

| | | | | | | | |
|--|---------------|-----|-----|--------|-------|-------|--------|
|  24"D 90° Height Adjustable Table with 3 stage base | IN90L34860-22 | 48" | 60" | \$3367 | +\$79 | +\$40 | +\$240 |
| | IN90L34872-22 | 48" | 72" | \$3521 | +\$96 | +\$41 | +\$296 |
| | IN90L36048-22 | 48" | 60" | \$3367 | +\$79 | +\$40 | +\$240 |
| | IN90L37248-22 | 48" | 72" | \$3521 | +\$96 | +\$41 | +\$296 |

| | | | | | | | |
|--|---------------|-----|-----|--------|-------|-------|--------|
|  30"D 90° Height Adjustable Table with 3 stage base | IN90L34860-33 | 48" | 60" | \$3367 | +\$93 | +\$46 | +\$286 |
| | IN90L34872-33 | 48" | 72" | \$3521 | +\$97 | +\$50 | +\$299 |
| | IN90L36048-33 | 48" | 60" | \$3367 | +\$93 | +\$46 | +\$286 |
| | IN90L37248-33 | 48" | 72" | \$3521 | +\$97 | +\$50 | +\$299 |

Ergonomics

Freestanding Electric Height Adjustable Tables

3 Stage Base

- This freestanding electric height adjustable table has a lift capacity of 220lbs (includes worksurface)
- Includes a choice of either the basic control switch or basic paddle control switch
- Optional programmable control switch with display or programmable paddle control switch with display (upcharge)
- **When using the height adjustable tables where storage is located below, the digital handset is required in order to program lowest to not interfere with storage**
- Height range is 22.2" to 49.3"; a total range of 27.1"
- Three stage base comes in black (335-Kettle Black), white (336-White Velvet) and gray (334-Steel Wool)
- Worksurface sizes are nominal. Surfaces are 1" less in the depth and 2" less in the width to provide gap between worksurface and panel to avoid pinch points
- Product codes include base and worksurface
- Stretcher bars are included
- When manually specifying worksurface of laminate or veneer add suffix "-S" to the code
- 1 ¼" thick worksurfaces only
- Battery Pack and Bluetooth add-on are only compatible with the 2 and 3 Stage Base Freestanding Electric Height Adjustable Tables

PROGRAMMABLE CONTROL SWITCH

For optional programmable control switch with display or programmable paddle control switch with display, add +\$70 to list price.


NOTES


In order to get a total cost on products when upcharges are present take the list price of the product number and add the upcharge cost shown to the list price. For example:

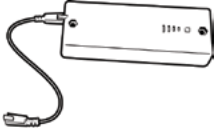
Product IN120L342-22 in Nuform Woodgrain would be \$3268 +\$67


Product IN120L342-22 in Grade 1 Laminate would be \$3268 +\$208

These tables receive a Systems discount

| Description | Part number | Width | Depth | Laminate/ Nuform solid | Nuform woodgrain | Tapered edge | Grade 1 laminate |
|--|---------------------|-------|-------|---------------------------|---------------------|--------------|---------------------|
|  24"D 120° Height Adjustable Table with 3 stage base | IN120L342-22 | 42" | 24" | \$3268 | +\$67 | +\$36 | +\$208 |
| | IN120L348-22 | 48" | 24" | \$3419 | +\$84 | +\$42 | +\$257 |

| | | | | | | | |
|---|---------------------|-----|-----|--------|-------|-------|--------|
|  30"D 120° Height Adjustable Table with 3 stage base | IN120L342-33 | 42" | 30" | \$3302 | +\$72 | +\$36 | +\$218 |
| | IN120L348-33 | 48" | 30" | \$3447 | +\$85 | +\$43 | +\$259 |

| Description | Part number | Width | Depth | List/base |
|---|--------------------|-------|-------|-----------|
|  Electric Height Adjustable Table Battery Pack | INLAKBATTPK | 8 ¼" | 3" | \$598 |




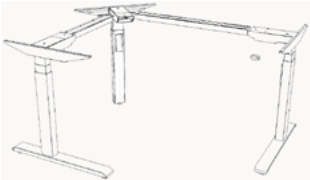
| | | | | |
|---|--------------------|-------|----|------|
|  Electric Height Adjustable Table Bluetooth Add-on | INLAKBTOOTH | 2.36" | ½" | \$93 |
|---|--------------------|-------|----|------|

- This freestanding electric height adjustable table has a lift capacity of 220lbs (includes worksurface)
- Includes a choice of either the basic control switch or basic paddle control switch
- Optional programmable control switch with display or programmable paddle control switch with display (upcharge)
- **When using the height adjustable tables where storage is located below, the digital handset is required in order to program lowest to not interfere with storage**
- Height range is 22.2" to 49.3"; a total range of 27.1"
- Three stage base comes in black (335-Kettle Black), white (336-White Velvet) and gray (334-Steel Wool)
- Stretcher bars are included

PROGRAMMABLE CONTROL SWITCH

For optional programmable control switch with display or programmable paddle control switch with display, add +\$70 to list price.

These tables receive a Systems discount

| Description | Part number | Width | Depth | List/base |
|---|-----------------|-------|-------|-----------|
|  <p>3 Stage Height Adjustable Base Only For 24" D rectangular surfaces</p> | INLAKE3BASE2442 | 42" | 24" | \$1877 |
| | INLAKE3BASE2448 | 48" | 24" | \$1877 |
| | INLAKE3BASE2454 | 54" | 24" | \$1877 |
| | INLAKE3BASE2460 | 60" | 24" | \$1877 |
| | INLAKE3BASE2466 | 66" | 24" | \$1877 |
| | INLAKE3BASE2472 | 72" | 24" | \$1877 |
|  <p>3 Stage Height Adjustable Base Only For 30" D rectangular surfaces</p> | INLAKE3BASE3042 | 42" | 30" | \$1877 |
| | INLAKE3BASE3048 | 48" | 30" | \$1877 |
| | INLAKE3BASE3054 | 54" | 30" | \$1877 |
| | INLAKE3BASE3060 | 60" | 30" | \$1877 |
| | INLAKE3BASE3066 | 66" | 30" | \$1877 |
| | INLAKE3BASE3072 | 72" | 30" | \$1877 |
|  <p>3 Stage 90° Height Adjustable Base Only For 24" D surfaces</p> | IN90L3BS4860-22 | 48" | 60" | \$2834 |
| | IN90L3BS4872-22 | 48" | 72" | \$2834 |
| | IN90L3BS6048-22 | 60" | 48" | \$2834 |
| | IN90L3BS7248-22 | 72" | 48" | \$2834 |
|  <p>3 Stage 90° Height Adjustable Base Only For 30" D surfaces</p> | IN90L3BS4860-33 | 48" | 60" | \$2834 |
| | IN90L3BS4872-33 | 48" | 72" | \$2834 |
| | IN90L3BS6048-33 | 60" | 48" | \$2834 |
| | IN90L3BS7248-33 | 72" | 48" | \$2834 |

Ergonomics

Freestanding Electric Height Adjustable Tables


3 Stage Base Only

- This freestanding electric height adjustable table has a lift capacity of 220lbs (includes worksurface)
- Includes a choice of either the basic control switch or basic paddle control switch
- Optional programmable control switch with display or programmable paddle control switch with display (upcharge)
- **When using the height adjustable tables where storage is located below, the digital handset is required in order to program lowest to not interfere with storage**
- Height range is 22.2" to 49.3"; a total range of 27.1"
- Three stage base comes in black (335-Kettle Black), white (336-White Velvet) and gray (334-Steel Wool)
- Stretcher bars are included
- Battery Pack and Bluetooth add-on are only compatible with the 2 and 3 Stage Base Freestanding Electric Height Adjustable Tables


PROGRAMMABLE CONTROL SWITCH

For optional programmable control switch with display or programmable paddle control switch with display, add +\$70 to list price.

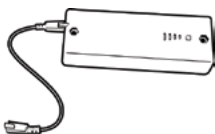
These tables receive a Systems discount

| Description | Part number | Width | Depth | List/base |
|---|------------------------|-------|-------|-----------|
|  | IN120LK3BS42-22 | 42" | 42" | \$2834 |
| | IN120LK3BS48-22 | 48" | 48" | \$2834 |


3 Stage 120° Height Adjustable Base Only
For 24" D surfaces

| | | | | |
|---|------------------------|-----|-----|--------|
|  | IN120LK3BS42-33 | 42" | 42" | \$2834 |
| | IN120LK3BS48-33 | 48" | 48" | \$2834 |

3 Stage 120° Height Adjustable Base Only
For 30" D surfaces

| Description | Part number | Width | Depth | List/base |
|---|--------------------|-------|-------|-----------|
|  | INLAKBATTPK | 8 ¼" | 3" | \$598 |

Electric Height Adjustable Table
Battery Pack

| | | | | |
|---|--------------------|-------|----|------|
|  | INLAKBTOOTH | 2.36" | ½" | \$93 |
|---|--------------------|-------|----|------|

Electric Height Adjustable Table
Bluetooth Add-on

Ergonomics

Freestanding Fixed Height Tables

- The legs are available in all standard paint colours
- Worksurface sizes are nominal. Surfaces are 1" less in the depth and 2" less in the width to provide gap between worksurface and panel to avoid pinch points
- Product codes include base and worksurface
- Stretcher bars are included
- When manually specifying worksurface of laminate or veneer add suffix "-S" to the code
- 1 ¼" thick worksurfaces only



NOTES

In order to get a total cost on products when upcharges are present take the list price of the product number and add the upcharge cost shown to the list price. For example:

Product INLAKF2436 in Nuform Woodgrain would be \$941 +\$32

Product INLAKF2436 in Grade 1 Laminate and an Accent Paint on the base would be \$941 +\$98 +\$95

These tables receive a Systems discount

| Description | Part number | Width | Depth | Laminate/ Nuform solid | Nuform woodgrain | Tapered edge | Grade 1 laminate | Accent paint |
|--|-------------------|-------|-------|---------------------------|---------------------|-----------------|---------------------|-----------------|
|  24"D Freestanding Fixed Height Table | INLAKF2436 | 36" | 23" | \$941 | +\$32 | +\$15 | +\$98 | +\$95 |
| | INLAKF2442 | 42" | 23" | \$956 | +\$36 | +\$18 | +\$108 | +\$96 |
| | INLAKF2448 | 48" | 23" | \$1006 | +\$41 | +\$20 | +\$124 | +\$101 |
| | INLAKF2454 | 54" | 23" | \$1053 | +\$47 | +\$25 | +\$144 | +\$107 |
| | INLAKF2460 | 60" | 23" | \$1101 | +\$50 | +\$27 | +\$154 | +\$111 |
| | INLAKF2466 | 66" | 23" | \$1148 | +\$54 | +\$29 | +\$166 | +\$116 |
| | INLAKF2472 | 72" | 23" | \$1198 | +\$60 | +\$30 | +\$186 | +\$121 |
|  30"D Freestanding Fixed Height Table | INLAKF3036 | 36" | 29" | \$1029 | +\$42 | +\$22 | +\$127 | +\$103 |
| | INLAKF3042 | 42" | 29" | \$1052 | +\$45 | +\$24 | +\$136 | +\$107 |
| | INLAKF3048 | 48" | 29" | \$1111 | +\$50 | +\$27 | +\$154 | +\$112 |
| | INLAKF3054 | 54" | 29" | \$1171 | +\$56 | +\$28 | +\$173 | +\$118 |
| | INLAKF3060 | 60" | 29" | \$1233 | +\$62 | +\$31 | +\$192 | +\$124 |
| | INLAKF3066 | 66" | 29" | \$1275 | +\$66 | +\$34 | +\$204 | +\$128 |
| | INLAKF3072 | 72" | 29" | \$1353 | +\$75 | +\$36 | +\$228 | +\$136 |

Ergonomics

Freestanding Pneumatic Height Adjustable Tables

- This manual pneumatic height adjustable table has a lift capacity of 160lbs (includes worksurface)
- Height range is 27" to 47"; a total range of 20"
- Desks are structured with appropriate weight allotments dialed into the counterbalance mechanism; height adjustable mechanisms shall be installed with property structured tops as outlined below (included in code below)
- Tops are adjustable by a paddle in the front right of the worksurface
- Worksurface is adjusted via a unique counterbalance mechanism, adjustable by a paddle in the front right of the worksurface
- Silver and White base color option
- Product codes include base and worksurface
- Worksurfaces sizes are nominal
- Worksurfaces are ¾" less in width on both sides of worksurface to avoid pinch points (total 1½")
- 1" worksurfaces are not available in tapered edge
- Stretcher bars are required for unsupported worksurfaces of 54" width or wider
- **When manually specifying worksurface of laminate or veneer add suffix "-S" to the code**

NOTES

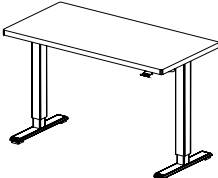
In order to get a total cost on products when upcharges are present take the list price of the product number and add the upcharge cost shown to the list price. For example:

Product EGFTCB2448 in Nuform Woodgrain would be \$2076 +\$41

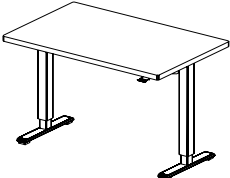
Product EGFTCB2448 in Nuform Woodgrain with a 1" Straight Edge would be \$2076 +\$41 -\$40
Product EGFTCB2448 in Grade 1 Laminate would be \$2076 +\$125

Product EGFTCB2448 in Veneer would be \$2076 +\$647

These tables receive a Ergonomic discount

| Description | Part number | Width | Depth | 1½" Laminate/ Nuform solid | 1" Nuform | Nuform woodgrain | Tapered edge | 1½" Grade 1 laminate | 1½" Veneer |
|--|-------------|-------|-------|-------------------------------|-----------|---------------------|-----------------|-------------------------|---------------|
|  | EGFTCB2448 | 48" | 24" | \$2076 | -\$40 | +\$41 | +\$20 | +\$125 | +\$647 |
| | EGFTCB2454 | 54" | 24" | \$2091 | -\$46 | +\$47 | +\$25 | +\$126 | +\$658 |
| | EGFTCB2460 | 60" | 24" | \$2105 | -\$49 | +\$50 | +\$27 | +\$127 | +\$683 |
| | EGFTCB2466 | 66" | 24" | \$2138 | -\$53 | +\$54 | +\$29 | +\$129 | +\$678 |
| | EGFTCB2472 | 72" | 24" | \$2152 | -\$59 | +\$60 | +\$30 | +\$130 | +\$686 |

24" D Freestanding Pneumatic Height Adjustable Tables

| | | | | | | | | | |
|---|------------|-----|-----|--------|-------|-------|-------|--------|--------|
|  | EGFTCB3048 | 48" | 30" | \$2146 | -\$49 | +\$50 | +\$27 | +\$129 | +\$730 |
| | EGFTCB3054 | 54" | 30" | \$2223 | -\$54 | +\$56 | +\$28 | +\$134 | +\$739 |
| | EGFTCB3060 | 60" | 30" | \$2246 | -\$61 | +\$62 | +\$31 | +\$135 | +\$745 |
| | EGFTCB3066 | 66" | 30" | \$2303 | -\$65 | +\$66 | +\$34 | +\$140 | +\$778 |
| | EGFTCB3072 | 72" | 30" | \$2326 | -\$74 | +\$75 | +\$36 | +\$141 | +\$760 |







30" D Freestanding Pneumatic Height Adjustable Tables

Ergonomics Monitor Arms

- Motus and Motus2 have a weight capacity of 6.5 – 17.6 lbs per arm and both have a 180° lockout feature
- Motus Conversion converts a 75mm to 100mm VESA mount to attach to a 100mm x 200mm VESA monitor
- Motus Heavy Weighted Plate is a weighted mount for when monitor weight does not meet minimum weight for monitor arm. Adds an additional 2.39lbs

- Finishes are available in silver and white for Motus and Motus2 monitor arms
- Nano Single and Nano Double have a weight capacity of 2.2 – 17.6 lbs per arm
- Finishes are available in silver only for Nano Single and Nano Double monitor arms

All monitor arms receive an Systems discount




| Description | Part number | List price |
|--|---------------|------------|
|  <p data-bbox="591 520 846 573">Motus Single Monitor Arm Note: Monitor not included</p> | INMA1 | \$465 |
|  <p data-bbox="591 779 862 831">Motus2 Double Monitor Arm Note: Monitor not included</p> | INMA2 | \$834 |
|  <p data-bbox="591 1037 1138 1058">Motus Conversion Monitor Conversion for Larger Screens</p> | INMAC | \$31 |
|  <p data-bbox="591 1184 1019 1215">Motus Heavy Weighted Plate for Monitor Arm</p> | INMAH | \$48 |
|  <p data-bbox="591 1346 846 1398">Nano Single Monitor Arm Note: Monitor not included</p> | INMAG1 | \$324 |
|  <p data-bbox="591 1625 846 1677">Nano Double Monitor Arm Note: Monitor not included</p> | INMAG2 | \$505 |

Ergonomics

Keyboard Platforms

- All keyboard solutions include keyboard platform, articulating arm, leatherette covered gel palm pads, mouse pad, mouse guards and cord management clips at no extra charge
- Ultra keyboard platform is recommended for straight edge work surfaces, for left or right handed users, 21" glide track and 7" height adjustment. Lift and lock height range
- Prime and Superior keyboard platforms are made of 100% post-consumer material, making them 100% recyclable. Prime has a 17" glide track and 6.25" height adjustment and 25" cut corner platform. The Superior has 21" glide track, 7" height adjustment. Both have a twist and lock knob to adjust height and angle

All keyboard trays receive an Ergonomic discount

| Description | Part number | List price |
|--|-----------------|------------|
|  <p>Prime Small Keyboard Platform Note: keyboard and mouse are not included</p> | EGKBT1CC | \$346 |
|  <p>Superior Larger Keyboard Platform Note: keyboard and mouse are not included</p> | EGKBT2CC | \$439 |
|  <p>Ultra Keyboard Platform with Mousing Platform Note: keyboard and mouse are not included</p> | EGKBTU | \$469 |

LUX100

- Compact light weight LED task light
- Color temperature of 3000K
- 250 Lumens, CRI 80, 3W
- 11.8" reach
- Built in dimmer and 8 hour auto shut off
- Cord length 5'




LUX200

- Long reaching LED task light
- Color temperature of 3500K
- 356 Lumens, CRI 85, 6W, lamp life of 50,000
- 36" reach
- Built in dimmer and 8 hour auto shut off
- Cord length 7'
- 180° rotation at light source, 360° at base

LUX300

- Telescoping LED task light
- Color temperature of 3500K
- 350 Lumens, CRI 83, 6W
- 33" reach
- Cord length 12'
- 180° rotation at light source and arm, 360° rotation at base
- Occupancy Sensor

All task lighting receive an Ergonomic discount

| Description | Part number | List price |
|--|---------------|------------|
|  <p>Lux100 Light Weight Compact Task Lighting</p> | EGLUX1 | \$220 |
|  <p>Lux200 Two Arm Long Reach Task Lighting</p> | EGLUX2 | \$408 |
|  <p>Lux300 Telescoping Head and Arm with USB Port Task Lighting</p> | EGLUX3 | \$604 |

inscape

67 Toll Road
Holland Landing, Ontario
L9N 1H2 Canada

T 905 836 7676

F 905 836 6000

Toll Free 1 866 467 2273

inscapesolutions.com

© Inscape Corporation 2018

® Trademarks of Inscape Corporation. Patents may be pending. Certain names, words, logos and graphics or designs contained herein are trademarks or service marks of Inscape Corporation.